











VITRO X3


VITRO X3 DUO

Features high-pressure espresso technology and a fresh-leaf tea brewing system. A complete menu of coffee shop style drinks is available including fresh-brew tea.



-  Instant
-  Touch Selection
-  RGB Led
-  USB Connection
-  Removable Tray
-  Hot Water Spout
-  Dual Steam Boiler
-  Espresso
-  Fresh Brew Tea

 45 kg Machine

 230Vac / 12A / 2Kw / 50Hz

 Eco mode 2.9kW nominal





Technical features

- 0.35 liters Pressure Boiler capacity (Espresso)
- 1.4 kW Max. power Pressure Boiler
- 2.4 liters atmospheric Boiler capacity (Instant product)
- 2.85 kW Max. power atmospheric Boiler
- 0.8 bar Min. / 10 bar Max. Water Pressure




Machine capacity

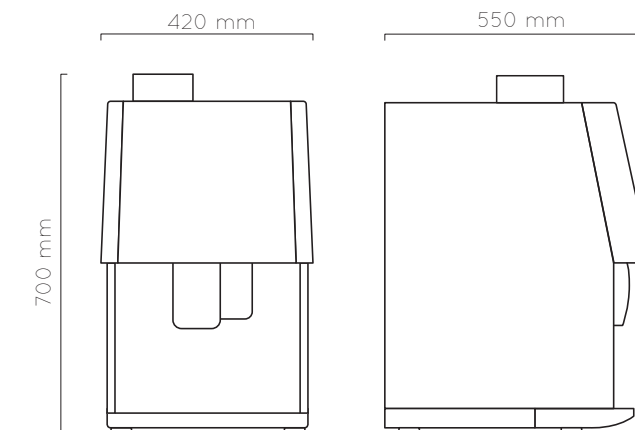
Coffee beans	1500g / 210cups
Leaf Tea	550g / 220cups
Powdered Milk	1200g / 300cups
Chocolate	1200g / 60cups
Coffee Cakes	65

Productivity per hour

- Hot water per hour 30 liters 
- Espresso 90cups. 
- Soluble drink 240cups. 
- Cappuccino 80cups. 

Drink Capacity

- Espresso 210cups. 
- Cappuccino (Powdered Milk) 210cups. 
- Chocolate 60cups. 














VITRO **X4**


VITRO X4 ESPRESSO

Combines a genuine espresso coffee based coffee menu, with the capacity of a Free Standing machine. There's also the option of incorporating an attractive and useful Media Screen.



-  Instant
-  Touch Selection
-  RGB Led
-  USB Connection
-  Removable Tray
-  Hot Water Spout
-  Dual Steam Boiler
-  Espresso
-  Media Screen
-  High Capacity

 53 kg Machine

 230Vac / 12A / 2Kw / 50Hz

 Eco mode 2.9kW nominal





Technical features

- 0.35 liters Pressure Boiler capacity (Espresso)
- 1.4 kW Max. power Pressure Boiler
- 2.4 liters atmospheric Boiler capacity (Instant product)
- 2.85 kW Max. power atmospheric Boiler
- 0.8 bar Min. / 10 bar Max. Water Pressure



Machine capacity

Coffee beans	3000g / 430cups
Decaf Coffee	1646g / 1035cups
Powdered Milk	2470g / 620cups
Chocolate	2470g / 123cups
Coffee Cakes	65 espressos

Productivity per hour

- Hot water per hour 30 liters 
- Espresso 90cups. 
- Soluble drink 240cups. 
- Cappuccino 80cups. 

Drink Capacity

- Espresso 430cups. 
- Cappuccino (Powdered Milk) 430cups. 
- Chocolate 123cups. 