








# VITRO S3

## VITRO S3 BEAN TO CUP

Offers a combination of freshly-ground and brewed bean coffee, chocolate and milk.



-  Instant
-  Touch Selection
-  RGB Led
-  USB Connection
-  Removable Tray
-  Hot Water Spout
-  Bean to Cup

 44 Kg Machine

 230Vac / 12A / 3kW / 50-60Hz

 Eco mode





### Technical features

2.4 litres atmospheric Boiler capacity (Instant product)  
 2.80 kW Max. power atmospheric Boiler  
 0.8 Bar Min. / 10 Bar Max. Water Pressure




### Machine capacity

|               |                   |
|---------------|-------------------|
| Coffee beans  | 1600 g / 200 cups |
| Powdered Milk | 1200 g / 300 cups |
| Chocolate     | 1200 g / 60 cups  |
| Grout Bin     | 65 cakes          |

### Productivity per hour

|                    |           |   |
|--------------------|-----------|---|
| Hot water per hour | 30 litres |  |
| Espresso           | 125 cups. |  |
| Soluble drink      | 240 cups. |  |
| Cappuccino         | 80 cups.  |  |

### Drink Capacity

|                            |           |   |
|----------------------------|-----------|---|
| Espresso                   | 200 cups. |  |
| Cappuccino (Powdered Milk) | 200 cups. |  |
| Chocolate                  | 60 cups.  |  |

