

# VITRO S4





## VITRO S4 INSTANT

Is ideal for those locations where capacity is critical. It has the same configuration as the Vitro S2 Instant - with an additional 30% volume. The machine has a large capacity boiler for continuous supply and is prepared for jug serving. Additionally, a 10.1 inch screen can be installed as an option to deliver promotional or allergen/nutritional information.

-  Instant
-  Touch Selection
-  RGB Led
-  USB Connection
-  Removable Tray
-  Hot Water Spout
-  Media Screen
-  High Capacity
-  Jug Facility
-  Cup Stand

 38 Kg Machine

 230Vac / 12A / 3kW / 50Hz

 Eco mode





### Technical features

10 litres atmospheric Boiler capacity (Instant product)  
 2.80 kW Max. power atmospheric Boiler  
 0.8 Bar Min. / 10 Bar Max. Water Pressure




### Machine capacity

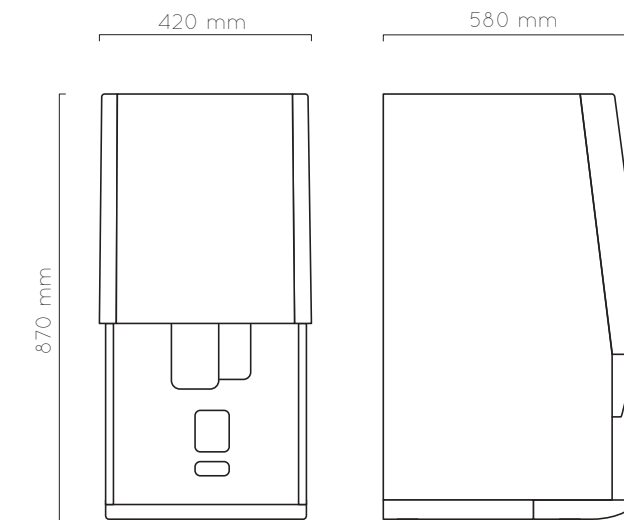
Sugar	1950 g / 325 cups
Instant Coffee	600 g / 375 cups
Powdered Milk	1560 g / 390 cups
Chocolate	1560 g / 78 cups

### Productivity per hour

Hot water per hour 70 litres	
Espresso 240 cups.	
Soluble drink 240 cups.	
Cappuccino 80 cups.	

### Drink Capacity

Espresso 375 cups.	
Cappuccino (Powdered Milk) 375 cups.	
Chocolate 78 cups.	












# VITRO S4





## VITRO S4 FRESH BREW TEA

Capacity is similar to what you'd expected in free-standing machines. This quick service machine is capable of producing a freshly brewed tea in just 20 seconds. A 10.1 inch HD Media player for inspirational or promotional videos can be included as an option.

-  Instant
-  Touch Selection
-  RGB Led
-  USB Connection
-  Removable Tray
-  Hot Water Spout
-  Media Screen
-  Fresh Brew Tea

 40 Kg Machine

 230Vac / 12A / 3kW / 50Hz

 Eco mode

### Technical features

2.4 litres atmospheric Boiler capacity (Instant product)  
 2.85 kW Max. power atmospheric Boiler  
 0.8 Bar Min. / 10 Bar Max. Water Pressure



### Machine capacity

Leaf Tea	1646 g / 660 cups
Instant Coffee	600 g / 375 cups
Powdered Milk	2470 g / 620 cups
Chocolate	2470 g / 123 cups
Sugar	1950 g / 325 cups

### Productivity per hour

Soluble drink 240 cups.   
 Cappuccino 80 cups. 

### Drink Capacity

Espresso 375 cups.   
 Cappuccino (Powdered Milk) 375 cups.   
 Chocolate 123 cups. 